



TEREX®

TC35

MINI EXCAVATOR



Specifications

Operating weight	7,880 lbs (3,575 kg)
Engine power	30 HP (22 kW)
Bucket capacity	1.91-6.75 ft ³ (54-191 l)
Dig depth	11' 2" (3.4 m)
Reach	18' 1" (5.5 m)

Features

- ▶ Short-tail machine
- ▶ Extra-wide blade for dozer applications
- ▶ Top-mounted boom cylinders for perfect protection of cylinders and larger range of application
- ▶ Comfort cab with perfect all-round visibility
- ▶ Increased productivity thanks to load sensing hydraulics
- ▶ Knickmatik® allows for working closely alongside walls
- ▶ Wide range of proven working tools

WORKS FOR YOU.™

SPECIFICATIONS

OPERATING DATA, STANDARD EQUIPMENT

Transport weight (incl. bucket)	7,715 lbs (3,500 kg)
Operating weight acc. to ISO 6016 (incl. operator)	7,880 lbs (3,575 kg)
Total length (travel position)	10' 9" (3,285 mm)
Total length (trailer transport position)	16' 11" (5,150 mm)
Total height (travel position)	11' 6" (3,500 mm)
Total width	4' 11" (1,500 mm)
Uppercarriage tailswing	4' 5" (1,350 mm)
Uppercarriage frontswing	5' 3" (1,600 mm)
Working envelope 180° / 360°	9' 9" / 10' 6" (2,970 / 3,200 mm)
Ground Clearance	11.8" (300 mm)
Bucket digging force (ISO 6015)	5,530 lbf (24,600 N)
Stick digging force (ISO 6015)	3,642 (3,350 lbf) / 16,200 (14,900 N)
Ground pressure (rubber crawlers)	4.5 psi (0.31 daN/cm ²)
Ground pressure (steel crawlers)	4.6 psi (0.32 daN/cm ²)

ENGINE

Manufacturer, model	Mitsubishi, S4L2
Type	4-cylinder diesel engine, EPA/Tier 4 Interim (2008)
Combustion	4-stroke, swirl chamber injection
Displacement	107 in ³ (1,758 cm ³)
Net power rating at 2,200 rpm (SAE J 1349)	30 hp (22 kW)
Max. torque	76.7 lbf ft (104 Nm) @ 1,800 rpm
Cooling system	Water

ELECTRICAL SYSTEM

Nominal voltage	12 V
Battery	12 V / 74 Ah
Generator	12 V / 50 A
Starter	12 V / (2.7 hp) 2.0 kW

TRANSMISSION

Two-stage hydrostatic travel drive with axial piston variable displacement motor and reduction gear, fully enclosed. "Straight-Travel" function. Brake valve for downhill drive.

2 speed ranges:

Travel speed, forward and reverse	1.7 / 2.9 mph (0-2.7 / 4.6 kph)
Gradeability	max. 60 %
Drawbar pull 1st / 2nd speed range	6,969 / 3,597 lbf (3,100 / 1,600 daN)

UNDERCARRIAGE

Maintenance-free crawler-type undercarriage. Idler suspension with hydraulic crawler track tensioning.

Width rubber crawlers / steel crawlers	12" 300 mm
Tread width	3' 11" (1,200 mm)
Total length (sprocket - idler)	5' 1" (1,555 mm)
Total length (undercarriage)	6' 7" (1,996 mm)

DOZER BLADE

Dozer blade available in "standard" and "extra-long" version, independent of drive train, sensitive control via hand lever.

Width x height ("standard" / "extra-long")	4' 11" x 1' 2" (1,510 x 360 mm)
Dozer cut below ground	12.6" / 11.7" (320 / 298 mm)
Dozer lift above ground	7.9" / 17.6" (202 / 447 mm)
Slope balance	9.7° / 7.7°

STEERING

Independent, individual control of crawler chains, also counterwise. Sensitive control via hand levers combined with foot pedals. Pedal console serving as foot rest.

SWING SYSTEM

Hydrostatic drive, also acts as wear-resistant brake. Additional spring-loaded multi-disc brake. Internally toothed ring gear.

Swing speed	0-10.5 rpm
-------------	------------



KNICKMATIK®

Lateral parallel adjustment of boom arrangement at full digging depth.

Angle of articulation / lateral adjustment left	60° / 17.5" (445 mm)
Angle of articulation / lateral adjustment right	60° / 23.4" (595 mm)

FLUID CAPACITIES

Fuel tank	13.7 gal (52 l)
Hydraulic system (incl. tank 18.8 gal (71 l))	22.5 gal (85 l)

HYDRAULIC SYSTEM

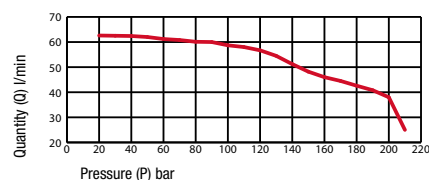
Pump capacity	max. 25 gpm (95 l/min)
Working pressure	3,625 psi (250 bar)

Working hydraulics: LS-axial-piston variable displacement pump, load sensing and load-independent flow distribution (LUDV) for all work functions and travel drive. Simultaneous independent control of all movements.

Tank-immersed return filter with electric contamination indicator, full flow filtration. Hydraulic oil radiator provided as standard. Boom, dipperstick and articulated cylinders with end-positioning damping on both sides, bucket retract function with one-side end-position damping.

Open return provided as standard. All functions can be activated proportionally. Two servo-assisted joystick controls for excavator operations. Shut-off of all functions when operator dismounts from machine

Control circuit for work attachments (standard):
Diagram shows P/Q provided on couplers



CAB

Spacious, sound-insulated full-vision steel cab, FOPS** (acc. to ISO 3449) and TOPS (acc. to ISO 12117) certified. Two equally large doors. Safety glass windows, thermo windows tinted in green. Skylight thermo window, bronze tinted. Panoramic rear window. Front window supported by pneumatic springs, lockable for ventilation and slidable under cab roof. Windshield washer system. Storage compartment. Preparation for radio installation. Left-hand outside rear-view mirror.

Cab heating with windshield defroster through coolant heat exchanger and 2-speed fan, ventilating mode in summer.

Operator's seat MSG 85 (standard version), hydraulic damping, short backrest, height-adjustable, longitudinal-horizontal suspension, lap belt.

Instrument panel on the right hand side of the operator's seat with visual & acoustic warning device, hour-meter, instrument cluster with large fuel gauge.

Working flood lights Halogen H-3.

Noise emission ambience L _{WA}	95 dB (A)
Noise emission cab L _{PA}	76 dB (A)

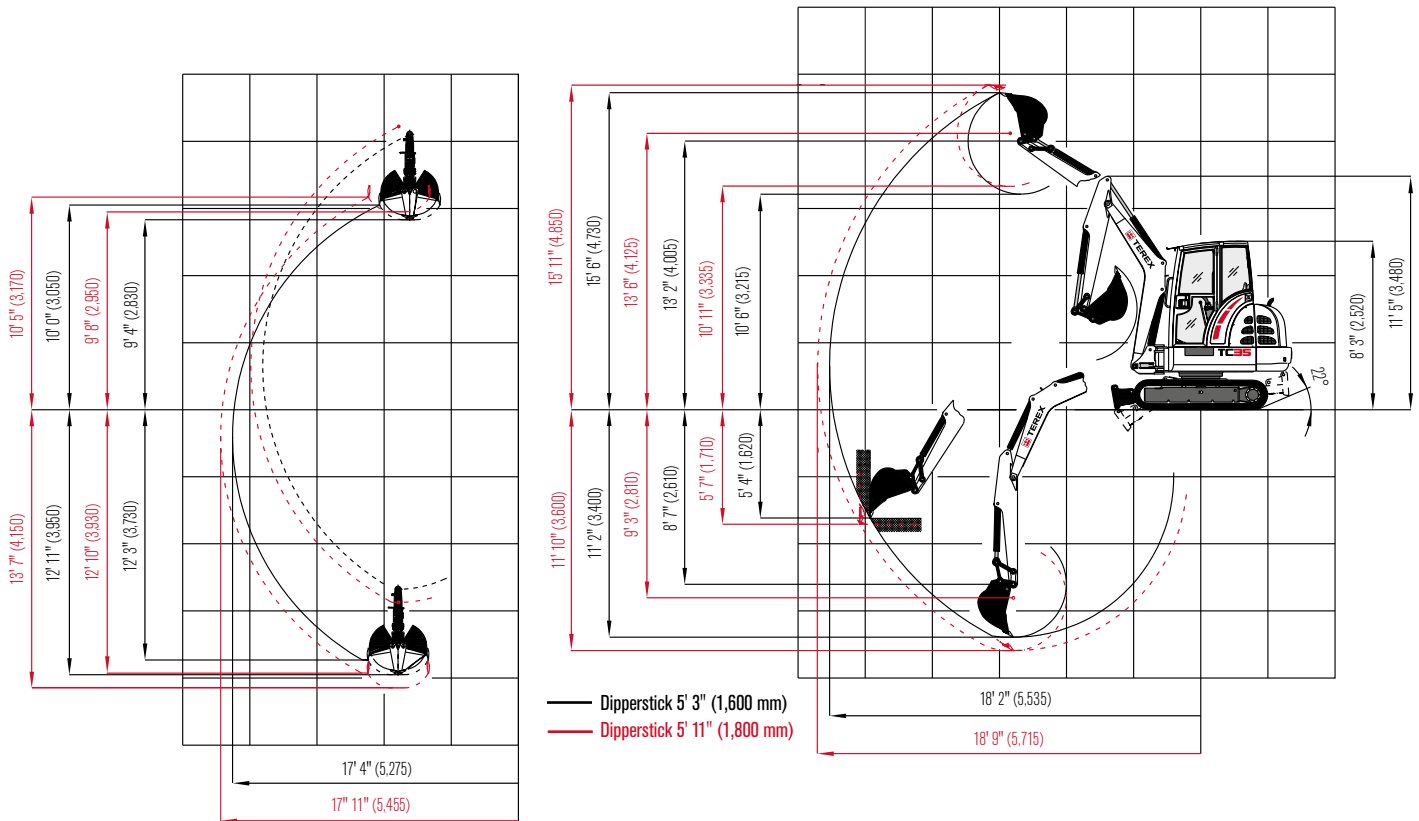
Measured in dynamic measuring cycle acc. to EC-directive 2000/14/EC.

*with dipperstick 5' 11" (1,800 mm) (optional)

**FOPS-approved only with skylight guard (optional)

WORKING RANGES & DIMENSIONS: MONOBLOC BOOM

TC35



LIFTING CAPACITIES

Bucket hinge height		Load radius from center of ring gear											
		6'7" (2.0 m)		8'2" (2.5 m)		9'10" (3.0 m)		11'6" (3.5 m)		13'1" (4.0 m)		14'9" (4.5 m)	
Dipperstick 5' 3" (1.600 mm)		End	Side	End	Side	End	Side	End	Side	End	Side	End	Side
6'7" (2.0 m)	S	-	-	2.425 (1.10)	2.359 (1.07)	2.271 (1.03)	1.808 (0.82)	2.160 (0.98)	1.389 (0.63)	2.006 (0.91)	1.124 (0.51)	1.808 (0.82)	.926 (0.42)
	T	-	-	2.359 (1.07)	2.205 (1.00)	2.094 (0.95)	1.720 (0.78)	1.367 (0.62)	1.323 (0.60)	1.212 (0.55)	1.080 (0.49)	.926 (0.42)	.860 (0.39)
3'3" (1.0 m)	S	5.578 (2.53)	2.976 (1.35)	4.101 (1.86)	2.160 (0.98)	3.064 (1.39)	1.676 (0.76)	2.535 (1.15)	1.323 (0.60)	2.116 (0.96)	1.058 (0.48)	1.830 (0.83)	.882 (0.40)
	T	3.197 (1.45)	2.800 (1.27)	2.227 (1.01)	2.050 (0.93)	1.742 (0.79)	1.587 (0.72)	1.301 (0.59)	1.257 (0.57)	1.058 (0.48)	1.014 (0.46)	.882 (0.40)	.838 (0.38)
0 m	S	4.409 (2.00)	2.447 (1.11)	4.189 (1.90)	1.984 (0.90)	3.183 (1.44)	1.565 (0.71)	2.513 (1.14)	1.257 (0.57)	2.050 (0.93)	1.036 (0.47)	1.675 (0.76)	.860 (0.39)
	T	2.535 (1.15)	2.359 (1.07)	1.984 (0.90)	1.852 (0.84)	1.565 (0.71)	1.477 (0.67)	1.235 (0.56)	1.190 (0.54)	1.080 (0.49)	.970 (0.44)	.904 (0.41)	.838 (0.38)
-3'3" (-1.0 m)	S	2.756 (1.25)	2.645 (1.20)	3.175 (1.44)	1.808 (0.82)	2.601 (1.18)	1.433 (0.65)	2.293 (1.04)	1.190 (0.54)	1.786 (0.81)	1.036 (0.47)	-	-
	T	2.381 (1.08)	2.315 (1.05)	1.786 (0.81)	1.698 (0.77)	1.3101 (0.59)	1.345 (0.61)	1.257 (0.57)	1.146 (0.52)	1.124 (0.51)	.948 (0.43)	-	-

The above loads (all values in lbs x 1,000 resp. metric tons) are in compliance with SAE J 1097. They do not exceed 87% of hydraulic lifting capacity or 75% of tipping capacity. All values were determined with quick-attach system but without bucket. In case of mounted-on work attachments, the deadweights of the work attachments must be deducted from the permissible payloads.

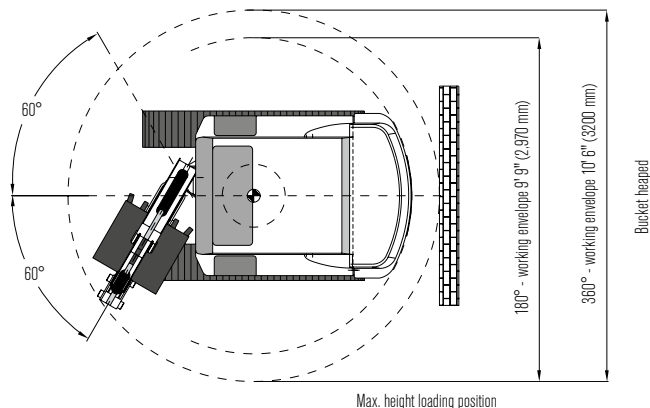
Working equipment: Rubber crawlers.

Abbreviations: S = Supported by blade, T = Traveling

DIMENSIONS

Work equipment:

Monobloc boom with dipperstick 5' 3" (1,600 mm)



WORK ATTACHMENTS

BUCKETS

Bucket, QAS	12" (300 mm wide, capacity 1.91 ft ³ (54 l))
Bucket, directly mounted	16" (400 mm wide, capacity 3.6 ft ³ (102 l))
Bucket, QAS	16" (400 mm wide, capacity 2.75 ft ³ (78 l))
Bucket, directly mounted	20" (500 mm wide, capacity 4.66 ft ³ (132 l))
Bucket, QAS	20" (500 mm wide, capacity 3.64 ft ³ (103 l))
Bucket, directly mounted	24" (600 mm wide, capacity 5.68 ft ³ (161 l))
Bucket, QAS	24" (600 mm wide, capacity 4.56 ft ³ (129 l))
Bucket, directly mounted	28" (700 mm wide, capacity 6.71 ft ³ (190 l))
Bucket, QAS	28" (700 mm wide, capacity 5.74 ft ³ (155 l))
Ditch-cleaning bucket, QAS	39" (1,000 mm wide, capacity 5.12 ft ³ (145 l))
Ditch-cleaning bucket, QAS	51" (1,300 mm wide, capacity 6.75 ft ³ (191 l))
Swing bucket, QAS	39" (1,000 mm wide, capacity 5.12 ft ³ (145 l))
Swing bucket, QAS	51" (1,300 mm wide, capacity 6.75 ft ³ (191 l))
Ditch-cleaning bucket, QAS	39" (1,000 mm wide, capacity 5.12 ft ³ (145 l))

OPTIONAL EQUIPMENT

BOOM OPTIONS

Monobloc boom, with extended dipperstick 5' 11" (1,800 mm)

CRAWLER CHAIN OPTIONS

Steel crawler chain, 12" (300 mm) wide

HYDRAULIC SYSTEM

Terex 'Fingertip' control (electro proportional) for additional control circuit for work attachments on right joystick, actuation via rollers	Terex 'Fingertip' control (electro proportional) incl. second additional control circuit on left joystick, actuation via rollers
Hose-rupture / load-retaining valve for boom with load warning device	Second additional control circuit (e.g. for sorting grab), foot pedal
Hose-rupture / load-retaining valve for dipperstick	Biodegradable hydraulic oil / ester-based HLP 68 (Panolin)

Float position - front dozer blade

DRIVER'S STAND

Operator's seat MSG 20

Operator's seat MSG 85 (comfort version), hydraulic damping, extra-high backrest, tilt-adjustable armrests, longitudinal-horizontal suspension, mechanical lumbar support

Operator's seat MSG 95 (premium version), air damping, extra-high backrest and tilt-adjustable armrests, longitudinal-horizontal suspension, seat and backrest heating, pneumatic lumbar support

www.terex.com

Effective Date: February 2011. Product specifications and prices are subject to change without notice or obligation. The photographs and/or drawings in this document are for illustrative purposes only. Refer to the appropriate Operator's Manual for instructions on the proper use of this equipment. Failure to follow the appropriate Operator's Manual when using our equipment or to otherwise act irresponsibly may result in serious injury or death. The only warranty applicable to our equipment is the standard written warranty applicable to the particular product and sale and Terex makes no other warranty, express or implied. Products and services listed may be trademarks, service marks, or trade names of Terex Corporation and/or its subsidiaries in the USA and other countries. All rights are reserved. Terex is a registered trademark of Terex Corporation in the USA and many other countries. © 2011 Terex Corporation.

Tel +1 (888) 90-TEREX www.terex.com

GRABS

Clamshell grab GL 1250, grab swing brake	set of shells 10" (250 mm) wide, capacity 1.77 ft ³ (45 l)
Clamshell grab GL 1350, grab swing brake	set of shells 14" (350 mm) wide, capacity 2.56 ft ³ (65 l)
Clamshell grab GL 1450, grab swing brake	set of shells 18" (450 mm) wide, capacity 3.35 ft ³ (85 l)
Clamshell grab GL 1600, grab swing brake	set of shells 18" (600 mm) wide, capacity 4.53 ft ³ (115 l)
Ejector	

OTHER WORK ATTACHMENTS

Ripper tooth / QAS (1 tooth)	Cutting unit
Hydraulic hammer	Quick-change adapter for hydraulic hammer
Auger	Bolt-on load hook for bucket rod
Load hook integrated in quick-attach system	
Further work attachments available on request	

CAB

Rain guard	FOPS - skylight guard
Cab-mounted working floodlight, front right	Cab-mounted working floodlight, rear right
Boom-mounted working floodlight	Radio set installation kit
Anti-theft device, coded key (immobilizer)	Electronic immobilizer, keypad operation
Yellow beacon	Motion alarm incl. horn (to be deactivated on demand)

OTHER OPTIONAL EQUIPMENT

Mechanical quick-attach system (QAS)	Front dozer blade - extra-long version
Quick-attach system, mechanical (genuine Lehnhoff system), type MS03	Canopy with working floodlight (weight reduction: 176 lbs (80 kg))
Crane loading wire-rope harness	Special coating / adhesive films
Further optional equipment available on request	



WORKS FOR YOU.™