



**TEREX®**

**TC20**

# MINI EXCAVATOR



## Specifications

Operating weight	4,465 lbs (2,025 kg)
Engine power	18 HP (13.1 kW)
Bucket capacity	0.74-3.2 ft <sup>3</sup> (21-91 l)
Dig depth	7' 3" (2.2 m)
Reach	13' 9" (4.2 m)

## Features

- ▶ Short-tail machine
- ▶ Extra-wide blade for dozer applications
- ▶ Top-mounted boom cylinders for perfect protection of cylinders and larger range of application
- ▶ Comfort cab with perfect all-round visibility
- ▶ Knickmatik® allows for working closely alongside walls
- ▶ Wide range of proven working tools

**WORKS FOR YOU.™**

# SPECIFICATIONS

## OPERATING DATA, STANDARD EQUIPMENT

Transport weight (incl. bucket)	4,230 lbs (1,950 kg)
Operating weight acc. to ISO 6016 (incl. operator)	4,465 lbs (2,025 kg)
Total length (travel position)	8' 10" / 8' 11"* 2,680 (2,730* mm).
Total length (trailer transport position)	13' 11" / 13' 10"* 4,235 (4,220* mm)
Total height (travel position)	8' 12" (2,740 mm).
Width (crawlers retracted)	3' 3" (990 mm)
Uppercarriage tailswing	3' 10" (1,160 mm)
Uppercarriage frontswing	4' 1" (1,250 mm)
Working envelope 180° / 360°	8' 5" / 9' 2" (2,560 / 2,800 mm)
Ground Clearance	6.7" (170 mm)
Bucket digging force (ISO 6015)	3,530 lbf (15,700 N)
Stick digging force (ISO 6015)	2,473 (2,181* lbf) / 11,000 (9,700* N)
Ground pressure (rubber crawlers)	4.35 psi (0.30 daN/cm <sup>2</sup> )
Ground pressure (steel crawlers)	4.5 psi (0.31 daN/cm <sup>2</sup> )

## ENGINE

Manufacturer, model	Mitsubishi, L3E
Type	3-cylinder diesel engine, EPA/Tier 4 Final (2008)
Combustion	4-stroke, swirl chamber injection
Displacement	58 in <sup>3</sup> (952 cm <sup>3</sup> )
Net power rating at 2,200 rpm (SAE J 1349)	18 hp (13.1 kW)
Max. torque	40.6 lbf ft (55 Nm) @ 2,100 rpm
Cooling system	Water

## ELECTRICAL SYSTEM

Nominal voltage	12 V
Battery	12 V / 74 Ah
Generator	12 V / 40 A
Starter	12 V / (2.3 hp) 1.7 kW

## TRANSMISSION

Two-stage hydrostatic travel drive with axial piston variable displacement motor and reduction gear, fully enclosed. "Straight-Travel" function. Brake valve for downhill drive.

2 speed ranges:

Travel speed, forward and reverse	1.5 / 2.6 mph (0-2.4 / 4.2 kph)
Gradeability	max. 60 %
Drawbar pull 1st / 2nd speed range	3,370 / 1,640 lbf (1,500 / 730 daN)

## UNDERCARRIAGE

Maintenance-free crawler-type undercarriage. Idler suspension with hydraulic crawler track tensioning. Hydraulically retractable/extendable undercarriage provided as standard.

Range of adjustment, outside edge of crawler chains	3' 3"-4' 5" (990-1,340 mm)
Width rubber crawlers / steel crawlers	9" (230 mm)
Total length (sprocket - idler)	44.5" (1,130 mm)
Total length (undercarriage)	58.7" (1,490 mm)

## DOZER BLADE

Independent of drive train, sensitive control via separate hand lever.

Width x height	4' 5" x 9" (1,340 x 235) mm
Dozer cut below ground	6.3" (160 mm)
Dozer lift above ground	8" (200 mm)
Slope angle	25°

## STEERING

Independent, individual control of crawler chains, also counterwise. Sensitive control via hand levers combined with foot pedals. Pedal console serving as foot rest.

## SWING SYSTEM

Hydrostatic drive, also acts as wear-resistant brake. Additional spring-loaded multi-disc brake. Internally toothed ring gear.

Swing speed	0-10 rpm
-------------	----------



## KNICKMATIK®

Lateral parallel adjustment of boom arrangement at full digging depth.

Angle of articulation / lateral adjustment left	60° / 15" (370 mm)
Angle of articulation / lateral adjustment right	60° / 20" (510 mm)

## FLUID CAPACITIES

Fuel tank	8 gal (30 l)
Hydraulic system (incl. tank 6.6 gal (25 l))	9 gal (35 l)

## HYDRAULIC SYSTEM

Pump capacity	8.3 + 4.7 gpm (31.5 + 18 l/min)
Working pressure	2,610 psi (180 bar)

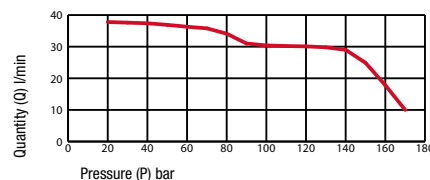
Working hydraulics: Dual fixed displacement pump with power switch. Load-independent flow division (LUDV) for all work functions and travel drive. Simultaneous independent control of all movements.

Tank-immersed return filter with electric contamination indicator, full flow filtration. Hydraulic oil radiator provided as standard. Boom, dipperstick and articulated cylinders with end-positioning damping on both sides, bucket retract function with one-side end-position damping.

Open return provided as standard. All functions can be activated proportionally. Two servo-assisted joystick controls for excavator operations. Shut-off of all functions when operator dismounts from machine.

Control circuit for work attachments (standard):

Diagram shows P/Q provided on couplers



## CAB

Spacious, sound-insulated full-vision steel cab, FOPS\*\* (acc. to ISO 3449) and TOPS (acc. to ISO 12117) certified. Two equally large doors. Safety glass windows, thermo windows tinted in green. Skylight thermo window, bronze tinted. Panoramic rear window. Front window supported by pneumatic springs, lockable for ventilation and slidable under cab roof. Windshield washer system. Storage compartment. Preparation for radio installation. Left-hand outside rear-view mirror.

Cab heating with windshield defroster through coolant heat exchanger and 2-speed fan, ventilating mode in summer.

Fabric-covered operator's seat FSP010 with lap belt.

Instrument panel on the right hand side of the operator's seat with visual & acoustic warning device, hour-meter, instrument cluster with large fuel gauge.

Working flood lights Halogen H-3.

Noise emission ambience L <sub>WA</sub>	93 dB (A)
Noise emission cab L <sub>PA</sub>	78 dB (A)

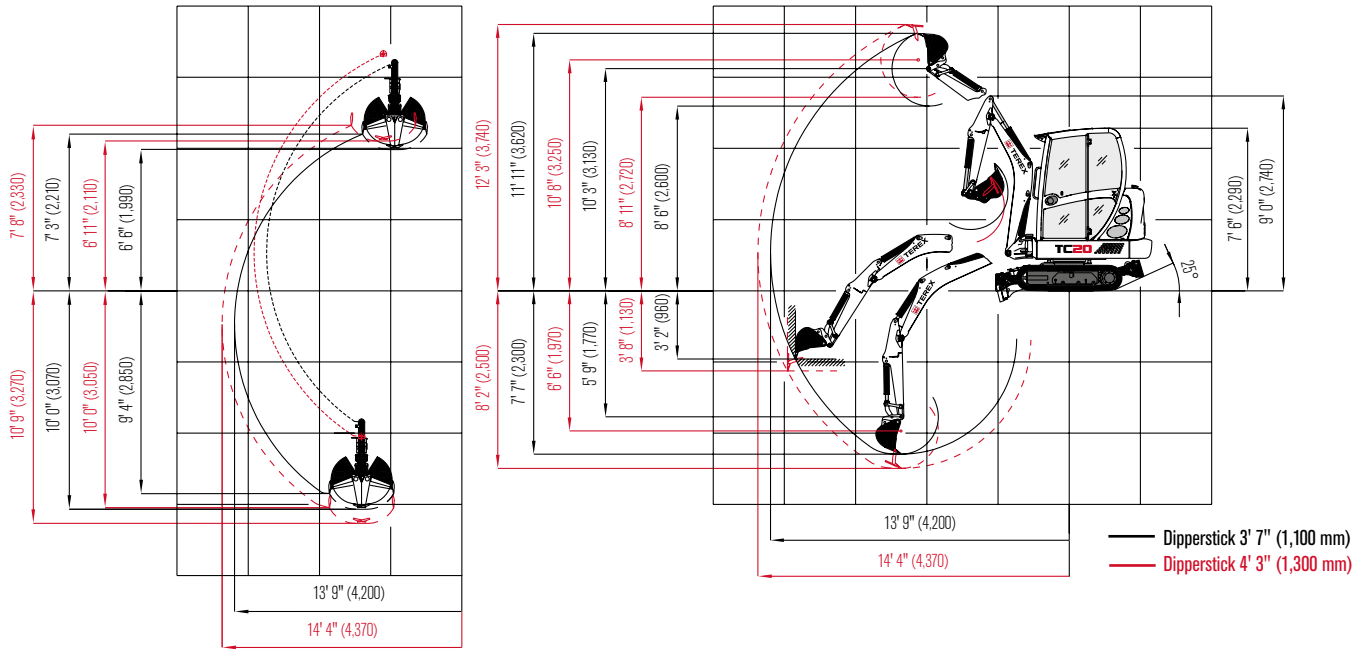
Measured in dynamic measuring cycle acc. to EC-directive 2000/14/EC.

\*with dipperstick 1300 mm (optional)

\*\*FOPS-approved only with skylight guard (optional)

# WORKING RANGES & DIMENSIONS: MONOBLOC BOOM

# TC20



## LIFTING CAPACITIES

Bucket hinge height		Load radius from center of ring gear																			
		4' 11" (1.5 m)				6' 7" (2.0 m)				8' 2" (2.0 m)				9' 10" (3.0 m)				11' 6" (3.5 m)			
		UE		UR		UE		UR		UE		UR		UE		UR		UE		UR	
Dipperstick 3' 7" (1,100 mm)		End	Side	End	Side	End	Side	End	Side	End	Side	End	Side	End	Side	End	Side	End	Side	End	Side
6' 7" (2.0 m)	S	-	-	-	-	-	-	-	-	.88 (0.40)	.88 (0.40)	.88 (0.40)	.71 (0.32)	.84 (0.38)	.77 (0.35)	.84 (0.38)	.55 (0.25)	-	-	-	-
	T	-	-	-	-	-	-	-	-	.86 (0.39)	.84 (0.38)	.86 (0.39)	.68 (0.31)	.82 (0.37)	.73 (0.33)	.82 (0.37)	.53 (0.24)	-	-	-	-
3' 3" (1.0 m)	S	-	-	-	-	1.46 (0.66)	1.14 (0.52)	1.46 (0.66)	.97 (0.44)	.97 (0.44)	.97 (0.44)	.68 (0.31)	.84 (0.38)	.79 (0.36)	.84 (0.38)	.53 (0.24)	.68 (0.31)	.66 (0.30)	.68 (0.31)	.42 (0.19)	
	T	-	-	-	-	1.43 (0.65)	1.1 (0.50)	1.43 (0.65)	.98 (0.43)	.98 (0.43)	.93 (0.42)	.95 (0.43)	.66 (0.30)	.82 (0.37)	.75 (0.34)	.82 (0.37)	.51 (0.23)	.66 (0.30)	.64 (0.29)	.66 (0.30)	.40 (0.18)
0 m	S	-	-	-	-	1.63 (0.74)	1.28 (0.58)	1.63 (0.74)	.88 (0.40)	1.1 (0.50)	.88 (0.40)	1.15 (0.52)	.64 (0.29)	.86 (0.39)	.73 (0.33)	.86 (0.39)	.51 (0.23)	.62 (0.28)	.62 (0.28)	.62 (0.28)	.40 (0.18)
	T	-	-	-	-	1.65 (0.72)	1.23 (0.56)	1.39 (0.63)	.84 (0.38)	1.1 (0.50)	.88 (0.40)	.99 (0.45)	.60 (0.27)	.84 (0.38)	.68 (0.31)	.84 (0.38)	.46 (0.21)	.60 (0.27)	.60 (0.27)	.60 (0.27)	.37 (0.17)
-2' 6" (-0.75 m)	S	2.2 (1.00)	2.2 (1.00)	1.41 (0.64)	.93 (0.42)	1.41 (0.64)	1.41 (0.64)	1.41 (0.64)	.86 (0.39)	.93 (0.42)	.73 (0.33)	.93 (0.42)	.64 (0.29)	.66 (0.30)	.55 (0.25)	.66 (0.30)	.51 (0.23)	-	-	-	-
	T	2.16 (0.98)	1.63 (0.74)	1.1 (0.50)	.82 (0.37)	1.39 (0.63)	1.03 (0.47)	1.39 (0.63)	.82 (0.37)	.88 (0.40)	.68 (0.31)	.88 (0.40)	.60 (0.27)	.66 (0.30)	.51 (0.23)	.66 (0.30)	.46 (0.21)	-	-	-	-

Bucket hinge height		Load radius from center of ring gear																			
		4' 11" (1.5 m)				6' 7" (2.0 m)				8' 2" (2.0 m)				9' 10" (3.0 m)				11' 6" (3.5 m)			
		UE		UR		UE		UR		UE		UR		UE		UR		UE		UR	
Dipperstick 4' 3" (1,300 mm)		End	Side	End	Side	End	Side	End	Side	End	Side	End	Side	End	Side	End	Side	End	Side	End	Side
6' 7" (2.0 m)	S	-	-	-	-	-	-	-	-	.86 (0.39)	.99 (0.45)	.86 (0.39)	.71 (0.32)	.82 (0.37)	.77 (0.35)	.82 (0.37)	.55 (0.25)	(0.26)	.55 (0.25)	.57 (0.26)	.44 (0.20)
	T	-	-	-	-	-	-	-	-	.84 (0.38)	.95 (0.43)	.84 (0.38)	.68 (0.31)	.79 (0.36)	.71 (0.32)	.79 (0.36)	.53 (0.24)	.53 (0.24)	.53 (0.24)	.53 (0.24)	.44 (0.20)
3' 3" (1.0 m)	S	-	-	-	-	1.5 (0.68)	1.15 (0.52)	1.5 (0.68)	.97 (0.44)	1.06 (0.48)	.97 (0.44)	1.06 (0.48)	.68 (0.31)	.84 (0.38)	.79 (0.36)	.84 (0.38)	.53 (0.24)	.66 (0.30)	.64 (0.29)	.66 (0.30)	.42 (0.19)
	T	-	-	-	-	1.48 (0.67)	1.1 (0.50)	1.48 (0.67)	.95 (0.43)	1.0 (0.46)	.93 (0.42)	1.0 (0.46)	.66 (0.30)	.82 (0.37)	.75 (0.34)	.82 (0.37)	.51 (0.23)	.64 (0.29)	.62 (0.28)	.64 (0.29)	.40 (0.18)
0 m	S	-	-	-	-	1.54 (0.70)	1.28 (0.58)	1.54 (0.70)	.88 (0.40)	1.1 (0.50)	.95 (0.43)	1.1 (0.50)	.64 (0.29)	.82 (0.37)	.73 (0.33)	.82 (0.37)	.51 (0.23)	.62 (0.28)	.62 (0.28)	.62 (0.28)	.40 (0.18)
	T	-	-	-	-	1.3 (0.59)	1.23 (0.56)	1.3 (0.59)	.84 (0.38)	.95 (0.43)	.88 (0.40)	.95 (0.43)	.60 (0.27)	.79 (0.36)	.68 (0.31)	.79 (0.36)	.46 (0.21)	.62 (0.27)	.62 (0.27)	.62 (0.27)	.37 (0.17)
-2' 6" (-0.75 m)	S	2.2 (1.00)	1.65 (0.75)	2.2 (1.00)	1.23 (0.56)	1.21 (0.55)	1.41 (0.64)	1.21 (0.55)	.86 (0.39)	.86 (0.39)	.73 (0.33)	.86 (0.39)	.64 (0.29)	.66 (0.30)	.55 (0.25)	.66 (0.30)	.51 (0.23)	.40 (0.18)	.40 (0.18)	.40 (0.18)	.40 (0.18)
	T	2.16 (0.98)	1.63 (0.74)	2.16 (0.98)	1.17 (0.53)	1.19 (0.54)	1.37 (0.62)	1.19 (0.54)	.82 (0.37)	.84 (0.38)	.68 (0.31)	.84 (0.38)	.60 (0.27)	.66 (0.30)	.51 (0.23)	.66 (0.30)	.46 (0.21)	.40 (0.18)	.40 (0.18)	.40 (0.18)	.40 (0.18)

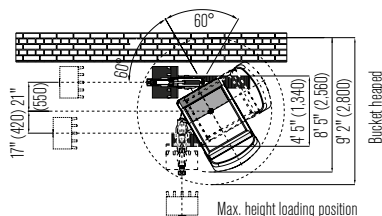
The above loads (all values in lbs x 1,000 resp. metric tons) are in compliance with SAE J 1097. They do not exceed 87% of hydraulic lifting capacity or 75% of tipping capacity. All values were determined with quick-attach system but without bucket. In case of mounted-on work attachments, the deadweights of the work attachments must be deducted from the permissible payloads.

Working equipment: Rubber crawlers.

Abbreviations: UE = Undercarriage extended, UR = Undercarriage retracted, S = Supported by blade, T = Traveling

## DIMENSIONS

Work equipment:  
Monobloc boom with dipperstick 1300 mm



## WORK ATTACHMENTS

### BUCKETS

Bucket, QAS	10" (250 mm wide, capacity .85 ft <sup>3</sup> (24 l))
Bucket, directly mounted	9" (220 mm wide, capacity .74 ft <sup>3</sup> (21 l))
Bucket, QAS	12" (300 mm wide, capacity 1.06 ft <sup>3</sup> (30 l))
Bucket, directly mounted	12" (300 mm wide, capacity 1.03 ft <sup>3</sup> (29 l))
Bucket, QAS	16" (400 mm wide, capacity 1.55 ft <sup>3</sup> (44 l))
Bucket, directly mounted	16" (400 mm wide, capacity 1.41 ft <sup>3</sup> (40 l))
Bucket, QAS	20" (500 mm wide, capacity 1.94 ft <sup>3</sup> (55 l))
Bucket, QAS	24" (600 mm wide, capacity 2.5 ft <sup>3</sup> (71 l))
Bucket, directly mounted	24" (600 mm wide, capacity 2.15 ft <sup>3</sup> (61 l))
Ditch-cleaning bucket, QAS	39" (1,000 mm wide, capacity 3.21 ft <sup>3</sup> (91 l))
Ditch-cleaning bucket, directly mounted	47" (1,000 mm wide, capacity 3.0 ft <sup>3</sup> (85 l))
Swing bucket, QAS	39" (850 mm wide, capacity 2.15 ft <sup>3</sup> (61 l))
Swing bucket, directly mounted	39" (1,000 mm wide, capacity 1.98 ft <sup>3</sup> (56 l))

## OPTIONAL EQUIPMENT

### BOOM OPTIONS

Monobloc boom, with extended dipperstick 51" (1,300 mm)

### CRAWLER CHAIN OPTIONS

Steel crawler chain, 9" (230 mm) wide

### HYDRAULIC SYSTEM

Terex 'Fingertip' control (electro proportional) for additional control circuit for work attachments on right joystick, actuation via rollers	Terex 'Fingertip' control (electro proportional) incl. second additional control circuit on left joystick, actuation via rollers
Hose-rupture / load-retaining valve for boom with load warning device	Second additional control circuit (e.g. for sorting grab), foot pedal
Hose-rupture / load-retaining valve for dipperstick	Biodegradable hydraulic oil / ester-based HLP 68 (Panolin)

Float position - front dozer blade

### DRIVER'S STAND

Fabric-covered operator's seat MSG 20 (standard version), lap belt, adjustable driver's weight

### GRABS

Clamshell grab GL 1250, grab swing brake	set of shells 10" (250 mm) wide, capacity 1.77 ft <sup>3</sup> (45 l)
Ejector	

### OTHER WORK ATTACHMENTS

Hydraulic hammer	Cutting unit
Auger	Quick-change adapter for hydraulic hammer
Bolt-on load hook for bucket rod	Further work attachments available on request

### CAB

Rain guard	FOPS - skylight guard
Cab-mounted working floodlight, front right	Cab-mounted working floodlight, rear right
Boom-mounted working floodlight	Radio set installation kit (speakers)
Anti-theft device, coded key (immobilizer)	Electronic immobilizer, keypad operation
Yellow beacon	Motion alarm incl. horn (to be deactivated on demand)

### OTHER OPTIONAL EQUIPMENT

Mechanical quick-attach system (QAS)	High-speed 0-4.5 kph
Quick-attach system, mechanical (genuine Lehnhoff system), type MS03	Canopy with working floodlight (weight reduction: 176 lbs (80 kg))
Crane lifting beam	Electrical refueling pump
Track shoes with "Felasto" tiles	Special coating / adhesive films
Additional boom-mounted working floodlight	Front dozer blade - extra-long version
Rear vandal guard	Further optional equipment available on request

[www.terex.com](http://www.terex.com)

Effective Date: February 2011. Product specifications and prices are subject to change without notice or obligation. The photographs and/or drawings in this document are for illustrative purposes only. Refer to the appropriate Operator's Manual for instructions on the proper use of this equipment. Failure to follow the appropriate Operator's Manual when using our equipment or to otherwise act irresponsibly may result in serious injury or death. The only warranty applicable to our equipment is the standard written warranty applicable to the particular product and sale and Terex makes no other warranty, express or implied. Products and services listed may be trademarks, service marks, or trade names of Terex Corporation and/or its subsidiaries in the USA and other countries. All rights are reserved. Terex is a registered trademark of Terex Corporation in the USA and many other countries. © 2011 Terex Corporation.

Terex Construction 8800 Rostin Road, Southaven, MS 38671 USA  
Tel +1 (888) 90-TEREX [www.terex.com](http://www.terex.com)



**TEREX**®

**WORKS FOR YOU.**™

TC20 2.5K 0211C Part No. 109283